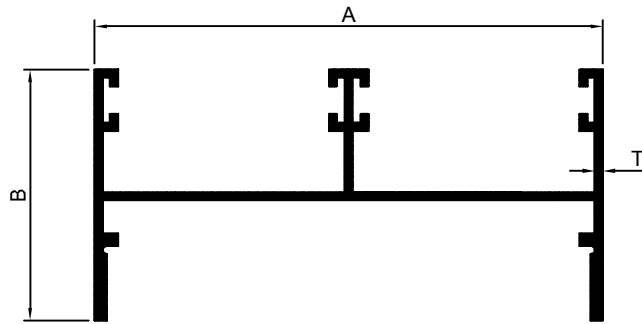


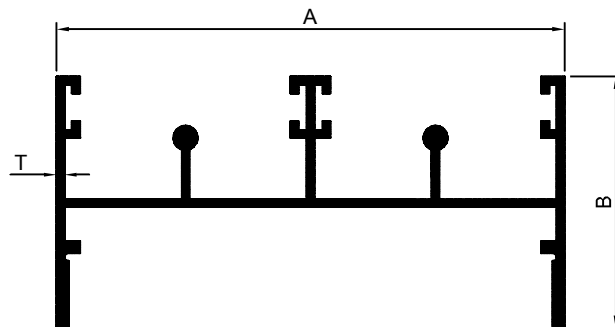


Two Track Top & Side (30 mm)



SectionNo.	A	B	T	Weightin Kg./12ft
3285	83.0	41.0	1.30	3.300 - 4.500

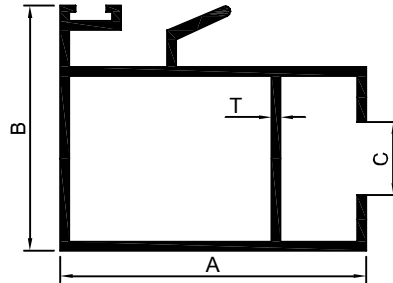
Two Track Bottom (30 mm)



SectionNo.	A	B	T	Weightin Kg./12ft
3288	83.0	41.0	1.30	3.750 - 5.000

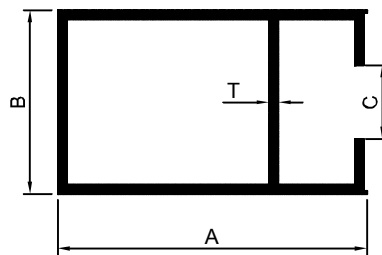


Interlock (30 mm)



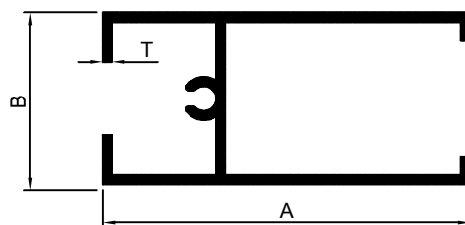
SectionNo.	A	B	C	T	Weight in Kg./6metre
3290	50.0	40.0	12.0	1.50	3.150 -4.000
3295	50.0	40.0	20.0	1.50	3.150 - 4.150

Shutter Plain (30 mm)



SectionNo.	A	B	C	T	Weight in Kg./12ft
3291	50.0	30.0	12.0	1.50	2.600 - 3.500
3296	50.0	30.0	20.0	1.50	2.500 - 3.500

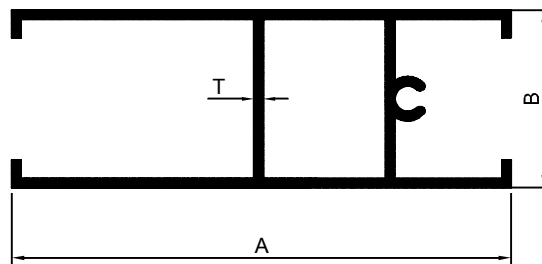
Shutter Side & Top (30 mm)



SectionNo.	A	B	T	Weight in Kg./12ft
3292	60.0	30.0	1.50	2.800-3.200



Hollow Shutter Side & Top (30 mm)



SectionNo.	A	B	T	Weight in Kg./12ft
3297	81.50	30.00	1.50	3.900 - 5.000