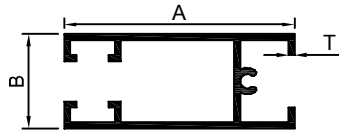


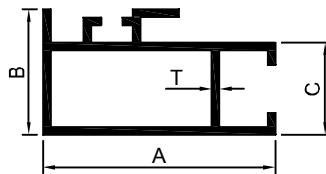


SHUTTER (15mm)



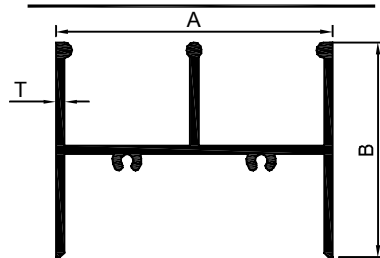
Section No.	A	B	T	Weight in Kg. / 12 ft.
3267	38.00	15.00	0.90	1.000-1.200
3268	38.00	15.00	1.10	1.200-1.400
3269	38.00	15.00	1.30	1.400-1.600
3270	38.00	15.00	1.50	1.600-1.800

INTER LOCK (15mm)



Section No.	A	B	C	T	Weight in Kg. / 12 ft.
3271	38.00	20.50	15.00	0.80	1.000-1.200
3272	38.00	20.50	15.00	1.00	1.200-1.400
3273	38.00	20.50	15.00	1.20	1.400-1.600
3274	38.00	20.50	15.00	1.40	1.600-1.800
3275	38.00	20.50	15.00	1.60	1.800-2.000

TWO TRACK (15mm)



Section No.	A	B	T	Weight in Kg. / 12 ft.
3276	45.20	35.00	0.70	1.300-1.500
3277	45.20	35.00	0.80	1.500-1.700
3277-A	45.20	35.00	1.00	1.700-1.900
3277-B	45.20	35.00	1.20	1.900-2.200