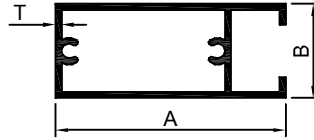


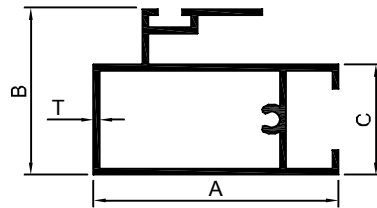


SHUTTER PLAIN (18mm)



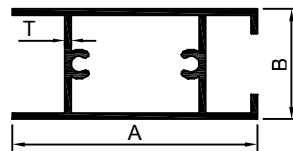
Section No.	A	B	T	Weight in Kg. / 12 ft.
3232	40.00	18.00	0.75	1.100-1.300
3233	40.00	18.00	0.95	1.300-1.600
3234	40.00	18.00	1.10	1.600-18.00
3235	40.00	18.00	1.40	1.800-2.200

INTERLOCK (18mm)



Section No.	A	B	C	T	Weight in Kg. / 12 ft.
3236	40.00	27.00	18.00	0.75	1.200-1.400
3237	40.00	27.00	18.00	0.90	1.400-1.600
3238	40.00	27.00	18.00	1.10	1.600-1.800
3239	40.00	27.00	18.00	1.20	1.800-2.200

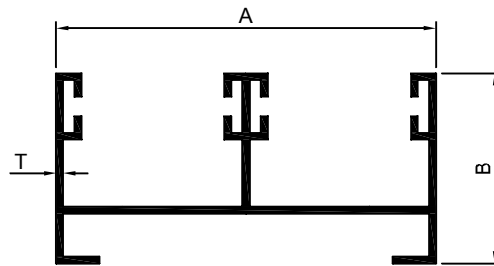
SHUTTER SIDE & TOP (18mm)



Section No.	A	B	T	Weight in Kg. / 12 ft.
3240	40.00	18.00	0.70	1.100-1.300
3241	40.00	18.00	0.95	1.300-1.600
3242	40.00	18.00	1.10	1.600-1.800
3243	40.00	18.00	1.40	1.800-2.100

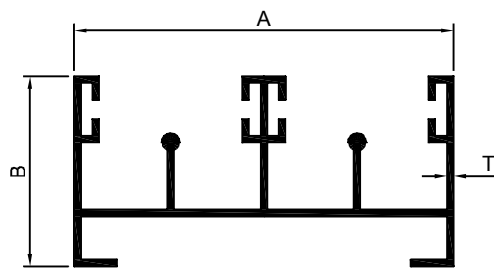


TWO TRACK SIDE & TOP (18mm)



Section No.	A	B	T	Weight in Kg. / 12 ft.
3244	62.00	31.75	0.90	1.700-1.900
3245	62.00	31.75	1.10	2.000-2.200
3246	62.00	31.75	1.30	2.200-2.400

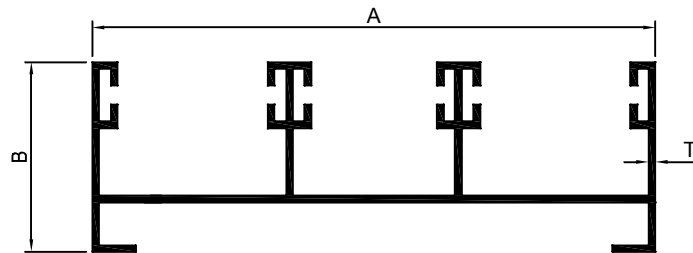
TWO TRACK BOTTOM (18mm)



Section No.	A	B	T	Weight in Kg. / 12 ft.
3247	62.00	31.75	0.80	1.800-2.000
3248	62.00	31.75	1.10	2.100-2.300

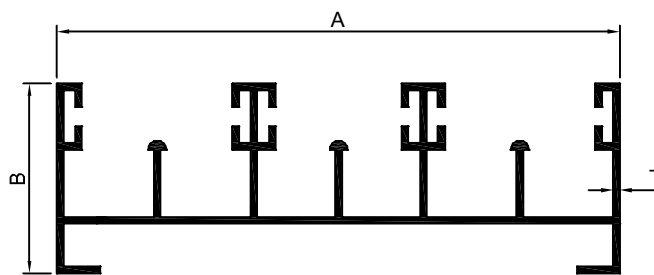


THREE TRACK SIDE&TOP (18mm)



Section No.	A	B	T	Weight in Kg. / 12 ft.
3253	92.00	30.00	1.10	2.500-2.800

THREE TRACK BOTTOM (18mm)



Section No.	A	B	T	Weight in Kg. / 12 ft.
3254	92.00	30.00	1.10	2.700-3.100